

**Ref No: PSPPROJECT/19/24-25**

**May 24, 2024**

Corporate Relations Department  
BSE Limited  
Floor 25, P.J. Towers,  
Dalal Street, Mumbai- 400 001  
Scrip code: 540544

Listing Department  
National Stock Exchange of India Limited  
Exchange Plaza, Bandra Kurla Complex,  
Bandra (East), Mumbai – 400 051  
Scrip Symbol: PSPPROJECT

**Dear Sir/Madam,**

**Subject: Outcome of Board meeting**

Pursuant to Regulation 30, 33 and other related Regulations of the SEBI (Listing Obligations and Disclosure Requirements) Regulations, 2015 and with reference to the captioned subject, we hereby inform that, the board of directors, at their meeting held today i.e. May 24, 2024, have inter-alia:

1. Approved and took on record the Audited Standalone and Consolidated Financial Results as per Indian Accounting Standards (IND AS) alongwith the Audit Report with Unmodified Opinion for the quarter and year ended March 31, 2024;
2. Approved and took on record the Audited Standalone and Consolidated Financial Statements as per Indian Accounting Standards (Ind AS) alongwith the Audit Report for the year ended March 31, 2024;
3. Approved re-appointment of M/s. Manubhai & Shah LLP, Chartered Accountants as the Internal Auditors of the company for the financial year, 2024-25. The details of Internal Auditors as required under SEBI Circular no. CIR/CFD/CMD/4/2015 dated September 9, 2015 are given as Annexure A to this disclosure;
4. Not recommended final dividend for the financial year ended March 31, 2024.

Further, we also confirm that the Joint Statutory Auditors of the Company have issued Audit Reports with unmodified opinion on the Audited Standalone and Consolidated Financial Results the quarter and year ended March 31, 2024.

The board meeting commenced at 11:30 A.M. and concluded at 12:55 P.M.

We are enclosing herewith the financial results for your information and record. The same will be made available on the Company's website at [www.pspprojects.com](http://www.pspprojects.com).


This is for your information and record.


Thanking You,

Yours faithfully,

For PSP Projects Limited



**Kenan Patel**  
Company Secretary and Compliance officer



Encl: As Above

---

**Independent Auditors' Report on the Quarterly and Year to Date Audited Standalone Financial Results of the Company pursuant to Regulation 33 of the SEBI (Listing Obligations and Disclosure Requirements) Regulations, 2015 as amended.**

To  
The Board of Directors of  
PSP Projects Limited.

**Report on the audit of the Standalone Financial Results**

**Opinion**

We have audited the accompanying statement of quarterly and year to date Standalone Financial Results of PSP Projects Limited (the "Company"), for the quarter and for the year ended March 31, 2024 (the "Statement"), attached herewith, being submitted by the Company pursuant to the requirement of Regulation 33 of the SEBI (Listing Obligations and Disclosure Requirements) Regulations, 2015, as amended (the "Listing Regulations").

In our opinion and to the best of our information and according to the explanations given to us, the Statement:

- a. is presented in accordance with the requirements of Regulation 33 of the Listing Regulations in this regard; and
- b. gives a true and fair view in conformity with the applicable accounting standards and other accounting principles generally accepted in India, of the net profit, other comprehensive income, and other financial information of the Company for the quarter and for the year ended March 31, 2024.

**Basis for Opinion**

We conducted our audit of the Statement in accordance with the Standards on Auditing ("SAs") specified under Section 143(10) of the Companies Act, 2013, as amended (the "Act"). Our responsibilities under those Standards are further described in the "Auditors' Responsibilities for the Audit of the Standalone Financial Results" section of our report. We are independent of the Company in accordance with the Code of Ethics issued by the Institute of Chartered Accountants of India ("ICAI") together with the ethical requirements that are relevant to our audit of the financial statements under the provisions of the Act and the Rules thereunder, and we have fulfilled our other ethical responsibilities in accordance with these requirements and the ICAI's Code of Ethics. We believe that the audit evidence obtained by us is sufficient and appropriate to provide a basis for our audit opinion.



## **Management and Board of Directors' Responsibilities for the Standalone Financial Results**

The Statement has been prepared on the basis of the standalone annual financial statements. The Management and the Board of Directors of the Company are responsible for the preparation and presentation of the Statement that gives a true and fair view of the net profit, other comprehensive income of the Company and other financial information in accordance with the applicable accounting standards prescribed under section 133 of the Act read with relevant rules issued thereunder and other accounting principles generally accepted in India and in compliance with Regulation 33 of the Listing Regulations. This responsibility also includes maintenance of adequate accounting records in accordance with the provisions of the Act for safeguarding the assets of the Company and for preventing and detecting frauds and other irregularities; selection and application of appropriate accounting policies; making judgments and estimates that are reasonable and prudent; and the design, implementation and maintenance of adequate internal financial controls, that were operating effectively for ensuring the accuracy and completeness of the accounting records, relevant to the preparation and presentation of the Statement, that give a true and fair view and is free from material misstatement, whether due to fraud or error.

In preparing the Statement, the Management and the Board of Directors are responsible for assessing the Company's ability to continue as a going concern, disclosing, as applicable, matters related to going concern and using the going concern basis of accounting unless the Board of Directors either intends to liquidate the Company or to cease operations, or has no realistic alternative but to do so.

The Board of Directors are also responsible for overseeing the financial reporting process of the Company.

## **Auditors' Responsibilities for the Audit of the Standalone Financial Results**

Our objectives are to obtain reasonable assurance about whether the Statement as a whole is free from material misstatement, whether due to fraud or error, and to issue an Auditors' report that includes our opinion. Reasonable assurance is a high level of assurance but is not a guarantee that an audit conducted in accordance with SAs will always detect a material misstatement when it exists. Misstatements can arise from fraud or error and are considered material if, individually or in the aggregate, they could reasonably be expected to influence the economic decisions of users taken on the basis of the Statement.

As part of an audit in accordance with SAs, we exercise professional judgment and maintain professional scepticism throughout the audit. We also:

- Identify and assess the risks of material misstatement of the Statement, whether due to fraud or error, design and perform audit procedures responsive to those risks, and obtain audit evidence that is sufficient and appropriate to provide a basis for our opinion. The risk of not detecting a material misstatement resulting from fraud is higher than for one resulting from error, as fraud may involve collusion, forgery, intentional omissions, misrepresentations, or the override of internal control.
- Obtain an understanding of internal control relevant to the audit in order to design audit procedures that are appropriate in the circumstances. Under section 143(3)(i) of the Act, we are also responsible for



expressing our opinion on whether the Company has adequate internal financial controls with reference to financial statements in place and the operating effectiveness of such controls.

- Evaluate the appropriateness of accounting policies used and the reasonableness of accounting estimates and related disclosures made by the Board of Directors.
- Conclude on the appropriateness of the Board of Directors' use of the going concern basis of accounting and, based on the audit evidence obtained, whether a material uncertainty exists related to events or conditions that may cast significant doubt on the ability of the Company to continue as a going concern. If we conclude that a material uncertainty exists, we are required to draw attention in our Auditors' report to the related disclosures in the Statement or, if such disclosures are inadequate, to modify our opinion. Our conclusions are based on the audit evidence obtained up to the date of our Auditors' report. However, future events or conditions may cause the Company to cease to continue as a going concern.
- Evaluate the overall presentation, structure and content of the Statement, including the disclosures, and whether the Statement represents the underlying transactions and events in a manner that achieves fair presentation.

We communicate with those charged with governance regarding, among other matters, the planned scope and timing of the audit and significant audit findings, including any significant deficiencies in internal controls that we identify during our audit.

We also provide those charged with governance with a statement that we have complied with relevant ethical requirements regarding independence, and to communicate with them all relationships and other matters that may reasonably be thought to bear on our independence, and where applicable, related safeguards.

### **Other Matter**

The Statement includes the results for the quarter ended March 31, 2024 being the balancing figures between the audited figures in respect of full financial year ended March 31, 2024 and the published unaudited year-to-date figures up to the third quarter of the current financial year, which were subjected to a limited review by us, as required under the Listing Regulations. Our opinion on the Statement is not modified in respect of this matter.

For M/s. Kantilal Patel & Co.  
**Chartered Accountants**  
Firm Registration Number: 104744W



**Jinal A. Patel**  
Partner  
Membership Number: 153599  
Place: Ahmedabad  
Date: May 24, 2024  
UDIN: 24153599BKDKGR3421



For M/s. Prakash B. Sheth & Co.  
**Chartered Accountants**  
Firm Registration Number: 108069W



**Prakash B. Sheth**  
Proprietor  
Membership Number: 036831  
Place: Ahmedabad  
Date: May 24, 2024  
UDIN: 24036831BKAEBX7920




(i) Statement of Audited Standalone Financial Results for the quarter and year ended March 31, 2024

(Rs. in Lakhs)

Sr. No.	Particulars	Quarter ended			Year Ended	
		31.03.2024 (Unaudited) (Refer Note 5)	31.12.2023 (Unaudited)	31.03.2023 (Unaudited) (Refer Note 5)	31.03.2024 (Audited)	31.03.2023 (Audited)
1	<b>Income</b>					
	Revenue from Operations	64,917.00	69,661.92	72,741.00	2,46,249.80	1,92,664.91
	Other Income	598.70	654.20	666.48	2,426.48	2,709.56
	<b>Total Income</b>	<b>65,515.70</b>	<b>70,316.12</b>	<b>73,407.48</b>	<b>2,48,676.28</b>	<b>1,95,374.47</b>
2	<b>Expenses</b>					
	Cost of Materials Consumed	21,976.40	24,868.54	22,716.09	93,560.14	59,941.76
	Changes in Inventories of Finished Goods and Work-in-Progress	(6,222.67)	(4,349.23)	(115.93)	(16,917.83)	(2,207.15)
	Construction Expenses	38,565.40	37,773.06	38,589.44	1,26,677.43	1,00,470.38
	Employee Benefits Expense	3,354.98	3,375.23	2,569.76	12,505.08	9,345.15
	Finance Costs	1,402.01	1,526.72	918.80	5,082.32	3,195.94
	Depreciation and Amortisation Expense	1,993.68	1,872.59	1,237.59	6,486.80	4,000.52
	Other Expenses	2,060.82	851.35	1,216.61	4,261.14	2,613.56
	<b>Total Expenses</b>	<b>63,130.62</b>	<b>65,918.26</b>	<b>67,132.36</b>	<b>2,31,655.08</b>	<b>1,77,360.16</b>
3	<b>Profit/(Loss) Before Tax and Exceptional Item (1-2)</b>	<b>2,385.08</b>	<b>4,397.86</b>	<b>6,275.12</b>	<b>17,021.20</b>	<b>18,014.31</b>
4	Exceptional Gain/(Loss)(net of tax)	-	-	-	-	-
5	<b>Profit/(Loss) Before Tax and after Exceptional Item (3-4)</b>	<b>2,385.08</b>	<b>4,397.86</b>	<b>6,275.12</b>	<b>17,021.20</b>	<b>18,014.31</b>
6	<b>Tax Expenses</b>					
	Current Tax	1,141.30	1,330.79	1,829.24	5,246.35	4,991.28
	Deferred Tax	(281.36)	(184.78)	(185.18)	(615.06)	(278.79)
	<b>Total Tax Expenses</b>	<b>859.94</b>	<b>1,146.01</b>	<b>1,644.06</b>	<b>4,631.29</b>	<b>4,712.49</b>
7	<b>Profit/(Loss) for the Period (5-6)</b>	<b>1,525.14</b>	<b>3,251.85</b>	<b>4,631.06</b>	<b>12,389.91</b>	<b>13,301.82</b>
8	<b>Other Comprehensive Income/(Loss) (OCI)</b>					
	(i) Items that will not be reclassified to Profit or Loss					
	- Remeasurement (expenses) / income of Defined benefit plans (net of tax)	(16.43)	2.30	2.29	(9.53)	9.20
	<b>Total Other Comprehensive Income / (Loss) for the Period</b>	<b>(16.43)</b>	<b>2.30</b>	<b>2.29</b>	<b>(9.53)</b>	<b>9.20</b>
9	<b>Total Comprehensive Income/(Loss) for the Period (7+8)</b>	<b>1,508.71</b>	<b>3,254.15</b>	<b>4,633.35</b>	<b>12,380.38</b>	<b>13,311.02</b>
10	Paid-up Equity Share Capital - Face Value Rs 10/- each	3,600.00	3,600.00	3,600.00	3,600.00	3,600.00
11	Other Equity excluding Revaluation Reserves	-	-	-	87,862.92	76,382.54
12	<b>Earnings Per Share of Rs 10/- each (in Rs.)</b> (not annualised for quarters)					
	(Basic)	4.24	9.03	12.86	34.42	36.95
	(Diluted)	4.24	9.03	12.86	34.42	36.95

(See accompanying notes to the Standalone Financial Results)



SIGNED FOR IDENTIFICATION BY  
*KP & Co 24/5/24*  
KANTILAL PATEL & CO.



## (ii) Audited Standalone Balance sheet as at March 31, 2024

(Rs. in Lakhs)

Particulars	As at	As at
	March 31, 2024 (Audited)	March 31, 2023 (Audited)
<b>ASSETS</b>		
<b>(1) Non current Assets</b>		
(a) Property, Plant and Equipment	32,075.21	23,840.57
(b) Capital Work-In-Progress	288.08	1,773.50
(c) Intangible Assets	107.90	118.87
(d) Financial Assets		
(i) Investments	71.68	71.68
(ii) Loans	-	-
(iii) Other Financial Assets	15,548.75	20,505.71
(e) Deferred Tax Asset (Net)	1,831.43	1,216.36
(f) Other Non Current Assets	682.72	724.22
<b>Total Non-Current Assets</b>	<b>50,605.77</b>	<b>48,250.91</b>
<b>(2) Current Assets</b>		
(a) Inventories	31,602.59	15,163.55
(b) Financial Assets		
(i) Trade receivables	33,509.62	43,420.92
(ii) Cash and cash equivalents	11,113.88	9,384.51
(iii) Bank Balances other than (ii) above	11,399.23	14,824.89
(iv) Loans	349.15	435.22
(v) Other Financial Assets	50,914.67	29,661.48
(c) Other Current Assets	12,625.42	13,800.22
(d) Current Tax Assets (Net)	124.00	680.04
<b>Total Current Assets</b>	<b>1,51,638.56</b>	<b>1,27,370.83</b>
<b>Total Assets</b>	<b>2,02,244.33</b>	<b>1,75,621.74</b>
<b>EQUITY AND LIABILITIES</b>		
<b>(1) Equity</b>		
(a) Equity Share Capital	3,600.00	3,600.00
(b) Other Equity	87,862.92	76,382.54
<b>Total Equity</b>	<b>91,462.92</b>	<b>79,982.54</b>
<b>LIABILITIES</b>		
<b>(2) Non-Current liabilities</b>		
(a) Financial Liabilities		
(i) Borrowings	4,169.92	3,805.81
(b) Provisions	266.43	213.79
<b>Total Non-Current Liabilities</b>	<b>4,436.35</b>	<b>4,019.60</b>
<b>(3) Current Liabilities</b>		
(a) Financial Liabilities		
(i) Borrowings	41,339.09	10,692.32
(ii) Trade Payables		
- Total outstanding dues of micro enterprises and small enterprises	1,791.56	2,342.74
- Total outstanding dues of creditors other than micro enterprises and small enterprises	39,792.89	34,414.49
(iii) Other Financial Liabilities	2,439.07	5,970.18
(b) Other Current Liabilities	20,668.30	38,071.24
(c) Provisions	314.15	128.63
(d) Current Tax Liabilities (Net)	-	-
<b>Total Current Liabilities</b>	<b>1,06,345.06</b>	<b>91,619.60</b>
<b>Total Liabilities</b>	<b>1,10,781.41</b>	<b>95,639.20</b>
<b>Total Equity and Liabilities</b>	<b>2,02,244.33</b>	<b>1,75,621.74</b>



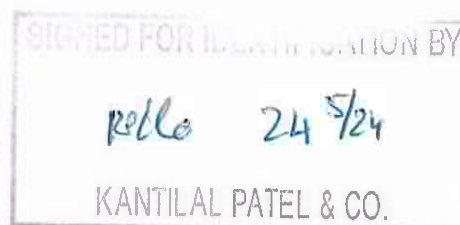
SIGNED FOR IDENTIFICATION BY  
 2026 24/5/24  
 KANTILAPATEL & CO.



(iii) Audited Statement of Standalone Cash Flows for the year ended March 31, 2024

Particulars	(Rs. in Lakhs)	
	Year ended March 31, 2024 (Audited)	Year ended March 31, 2023 (Audited)
<b>A Cash flow from operating activities:</b>		
Profit before tax	17,021.20	18,014.31
<b>Adjustments for :</b>		
Finance costs	3,188.08	1,577.75
Depreciation and amortisation expense	6,486.80	4,000.52
Expected credit loss allowance	790.19	256.74
Reversal for Impairment of Loan	-	(200.00)
Dividend Income	(3.16)	(3.16)
Interest Income	(2,344.39)	(2,400.83)
Loss/ (Gain) on sale of Property, Plant and Equipment (Net)	(36.72)	(83.46)
<b>Operating Profit before working capital changes</b>	<b>25,102.00</b>	<b>21,161.87</b>
<b>Movements in working capital:</b>		
(Increase)/ Decrease in Inventories	(16,439.04)	(7,098.64)
(Increase)/ Decrease in trade receivable	9,121.11	(12,499.74)
(Increase)/ Decrease in other assets	(23,569.16)	(19,346.67)
Increase / (Decrease) in trade payables	7,538.89	7,401.60
Increase / (Decrease) in other liabilities	(19,965.45)	20,182.09
Increase / (Decrease) in provisions	225.43	183.26
<b>Cash generated/ (used) from operations:</b>	<b>(17,986.22)</b>	<b>9,983.77</b>
Direct taxes paid (net)	(4,687.11)	(5,675.15)
<b>Net cash generated/(used) from operating activities (A)</b>	<b>(22,673.33)</b>	<b>4,308.62</b>
<b>B Cash flows from investing activities:</b>		
Payment for Property, Plant and Equipment (PPE), Intangible assets and Capital Work-in-Progress	(14,194.32)	(7,974.95)
Proceeds from sale of Property, Plant and Equipment (PPE)	76.82	94.58
(Purchase)/ Proceeds of term deposits (Net)	9,149.85	338.95
Loan (to)/repaid by Subsidiaries	100.00	300.00
Dividend received	3.16	3.16
Interest received	2,344.39	2,400.83
<b>Net cash generated/(used) in Investing activities (B)</b>	<b>(2,520.10)</b>	<b>(4,837.43)</b>
<b>C Cash flow from financing activities:</b>		
Proceeds from/ (Repayment) of non-current borrowings	2,504.49	3,663.88
Proceeds from/ (Repayment) of current borrowings	28,506.39	868.56
Dividend paid	(900.00)	(1,800.00)
Interest paid	(3,188.08)	(1,577.75)
<b>Net cash generated/(used) in Financing activities (C)</b>	<b>26,922.80</b>	<b>1,154.69</b>
<b>NET INCREASE/(DECREASE) IN CASH AND CASH EQUIVALENTS [(A)+ (B) + (C)]</b>	<b>1,729.37</b>	<b>625.88</b>
<b>Add: Cash and cash equivalents as at beginning of the year</b>	<b>9,384.51</b>	<b>8,758.63</b>
<b>Cash and Cash Equivalents as at the end of the year</b>	<b>11,113.88</b>	<b>9,384.51</b>

Note: The above Statement of cash flows has been prepared under the 'Indirect method' as set out in the Ind AS-7 Statement of Cash Flows.





PSP Projects Limited

Registered Office : PSP House, Opp. Celesta Courtyard, Iscon-Ambli Road, Ahmedabad - 380 058  
CIN :L45201GJ2008PLC0S4868 Website: www.pspprojects.com

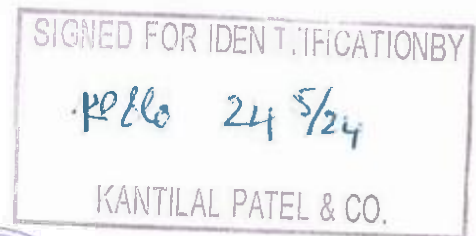
(iv) Notes to Standalone Financial Results

Sr. No.	Note
1	<p>The above financial results of the Company have been reviewed by the Audit Committee and approved by the Board of Directors of the Company in their respective meetings held on May 24, 2024.</p> <p>The financial results are prepared in accordance with the Indian Accounting Standards ("Ind AS"), as applicable and guidelines issued by the Securities and Exchange Board of India ("SEBI"). The Ind AS are prescribed under section 133 of the Act read with Rule 3 of the Companies (Indian Accounting Standards) Rules, 2015, and the Companies (Indian Accounting Standards) (Amendment) Rules, 2016.</p>
2	<p>The Company is primarily engaged in one business segment viz. construction/project activities, as determined by the chief decision maker in accordance with Ind AS 108, Operating Segments.</p>
3	<p>The Code on Social Security, 2020 ('Code') has been notified in the Official Gazette of India on September 29, 2020, which could impact the contributions of the Company towards certain employment benefits. The effective date from which changes are applicable is yet to be notified and the rules are yet to be framed. Impact, if any, of the change will be assessed and accounted in the period of notification of the relevant provisions.</p>
4	<p>As on March 31, 2024, the Company has outstanding assets valued at approximately Rs 141 Crores, from contractual transactions with SDB Diamond Bourse (the "Party"). This includes trade receivables of Rs 46 crores, Unbilled Revenue of Rs 53 crores, and retention of Rs 42 crores. As on May 15, 2024, an out-of-court settlement has been reached between Company and Party. The Company is optimistic about recovering the aforementioned amounts from the Party.</p>
5	<p>The figures for the current quarter ended March 31, 2024 and quarter ended March 31, 2023 are the balancing figures between the audited figures in respect of the full financial year ended March 31, 2024 and March 31, 2023, respectively and published year to date figures up to third quarter ended December 31, 2023 and December 31, 2022, respectively which were subjected to limited review.</p>
6	<p><u>Events after reporting period:</u></p> <p>The Company has Issued 36,41,791 Equity shares of face value Rs. 10 each at a issue price of Rs. 670.00 Per equity share pursuant to Qualified Institutions Placement (QIP) under the provisions of Chapter VI of the Securities and Exchange Board of India (Issue or Capital and Disclosure Requirements) Regulations, 2018, as amended (the "SEBI ICDR Regulations"), and section 42 and 62 of the Companies Act, 2013, read with rules made thereunder, each as amended. The promoter's shareholding has decreased from 66.22% to 60.14% pursuant to the QIP issue.</p>

For and on behalf of the Board

  
(Prhaladh Sai S. Patel)

Chairman, Managing Director & CEO  
DIN : 00037633  
Ahmedabad, May 24, 2024



**Independent Auditors' Report on the Quarterly and Year to Date Audited Consolidated Financial Results of the Holding Company pursuant to Regulation 33 of the SEBI (Listing Obligations and Disclosure Requirements) Regulations, 2015 as amended.**

To  
The Board of Directors of  
PSP Projects Limited.

**Report on the audit of the Consolidated Financial Results**

**Opinion**

We have audited the accompanying statement of quarterly and year to date Consolidated Financial Results of PSP Projects Limited (the "Holding Company") and its subsidiary (the Holding Company and its subsidiary together referred to as the "Group") and its joint venture for the quarter and for the year ended March 31, 2024. (the "Statement"), attached herewith, being submitted by the Holding Company pursuant to the requirement of Regulation 33 of the SEBI (Listing Obligations and Disclosure Requirements) Regulations, 2015, as amended (the "Listing Regulations").

In our opinion and to the best of our information and according to the explanations given to us, and based on the consideration of the reports of the joint auditors on separate audited financial statements/financial results/financial information of the subsidiary and the joint venture, the Statement:

i. includes the results of the following entities:

**Subsidiary**

– PSP Projects & Proactive Constructions Private Limited.

**Joint Venture**

– GDCL and PSP Joint Venture.

ii. is presented in accordance with the requirements of Regulation 33 of the Listing Regulations in this regard; and

iii. gives a true and fair view in conformity with the applicable accounting standards and other accounting principles generally accepted in India, of the consolidated net profit, consolidated other comprehensive income, and other financial information of the Group for the quarter and for the year ended March 31, 2024.

**Basis for Opinion**

We conducted our audit of the Statement in accordance with the Standards on Auditing ("SAs") specified under Section 143(10) of the Companies Act, 2013, as amended (the "Act"). Our



responsibilities under those Standards are further described in the "Auditors' Responsibilities for the Audit of the Consolidated Financial Results" section of our report. We are independent of the Group and its joint venture in accordance with the Code of Ethics issued by the Institute of Chartered Accountants of India ("ICAI") together with the ethical requirements that are relevant to our audit of the financial statements under the provisions of the Act and the Rules thereunder, and we have fulfilled our other ethical responsibilities in accordance with these requirements and the ICAI's Code of Ethics. We believe that the audit evidence obtained by us is sufficient and appropriate to provide a basis for our audit opinion.

### **Management and Board of Directors' Responsibilities for the Consolidated Financial Results**

The Statement has been prepared on the basis of the annual consolidated financial statements. The Management and the Board of Directors of the Holding Company are responsible for the preparation and presentation of the Statement that gives a true and fair view of the consolidated net profit and other comprehensive income of the Group including its joint venture in accordance with the applicable accounting standards prescribed under section 133 of the Act read with relevant rules issued thereunder and other accounting principles generally accepted in India and in compliance with Regulation 33 of the Listing Regulations. The respective Board of Directors of the companies included in the Group and of its joint venture are also responsible for maintenance of adequate accounting records in accordance with the provisions of the Act for safeguarding the assets of the Group and for preventing and detecting frauds and other irregularities; selection and application of appropriate accounting policies; making judgments and estimates that are reasonable and prudent; and the design, implementation and maintenance of adequate internal financial controls, that were operating effectively for ensuring the accuracy and completeness of the accounting records, relevant to the preparation and presentation of the Statement, that give a true and fair view and are free from material misstatement, whether due to fraud or error, which have been used for the purpose of preparation of the Statement by the Directors of the Holding Company, as aforesaid.

In preparing the Statement, the respective Management and Board of Directors of the companies included in the Group and of its joint venture are responsible for assessing the ability of the Group and of its joint venture to continue as a going concern, disclosing, as applicable, matters related to going concern and using the going concern basis of accounting unless the respective Board of Directors either intends to liquidate the Group or to cease operations, or has no realistic alternative but to do so.

The respective Board of Directors of the companies included in the Group and of its joint venture are also responsible for overseeing the financial reporting process of the Group and of its joint venture.

### **Auditors' Responsibilities for the Audit of the Consolidated Financial Results**


Our objectives are to obtain reasonable assurance about whether the Statement as a whole is free from material misstatement, whether due to fraud or error, and to issue an Auditors' report that includes our opinion. Reasonable assurance is a high level of assurance but is not a



guarantee that an audit conducted in accordance with SAs will always detect a material misstatement when it exists. Misstatements can arise from fraud or error and are considered material if, individually or in the aggregate, they could reasonably be expected to influence the economic decisions of users taken on the basis of the Statement.

As part of an audit in accordance with SAs, we exercise professional judgment and maintain professional scepticism throughout the audit. We also:

- Identify and assess the risks of material misstatement of the Statement, whether due to fraud or error, design and perform audit procedures responsive to those risks, and obtain audit evidence that is sufficient and appropriate to provide a basis for our opinion. The risk of not detecting a material misstatement resulting from fraud is higher than for one resulting from error, as fraud may involve collusion, forgery, intentional omissions, misrepresentations, or the override of internal control.
- Obtain an understanding of internal control relevant to the audit in order to design audit procedures that are appropriate in the circumstances. Under section 143(3)(i) of the Act, we are also responsible for expressing our opinion on whether the Holding Company has adequate internal financial controls with reference to financial statements in place and the operating effectiveness of such controls.
- Evaluate the appropriateness of accounting policies used and the reasonableness of accounting estimates and related disclosures made by the Board of Directors.
- Conclude on the appropriateness of the Board of Directors' use of the going concern basis of accounting and, based on the audit evidence obtained, whether a material uncertainty exists related to events or conditions that may cast significant doubt on the ability of the Group to continue as a going concern. If we conclude that a material uncertainty exists, we are required to draw attention in our Auditors' report to the related disclosures in the Statement or, if such disclosures are inadequate, to modify our opinion. Our conclusions are based on the audit evidence obtained up to the date of our Auditors' report. However, future events or conditions may cause the Group and its joint venture to cease to continue as a going concern.
- Evaluate the overall presentation, structure and content of the Statement, including the disclosures, and whether the Statement represents the underlying transactions and events in a manner that achieves fair presentation.
- Obtain sufficient appropriate audit evidence regarding the financial statements/financial results/financial information of the entities within the Group and its joint venture to express an opinion on the Statement. We are responsible for the direction, supervision and performance of the audit of the financial information of such entities included in the Statement of which we are the independent auditors. For the other entities included in the Statement, which have been audited by joint auditors, such joint auditors remain responsible for the direction, supervision and performance of the audits carried out by them. We remain



solely responsible for our audit opinion. Our responsibilities in this regard are further described in paragraphs (1) and (2) of the "Other Matter(s)" section of our report.

We communicate with those charged with governance of the Holding Company regarding, among other matters, the planned scope and timing of the audit and significant audit findings, including any significant deficiencies in internal control that we identify during our audit.

We also provide those charged with governance of the Holding Company with a statement that we have complied with relevant ethical requirements regarding independence, and to communicate with them all relationships and other matters that may reasonably be thought to bear on our independence, and where applicable, related safeguards.

We also performed procedures in accordance with the Circular No CIR/CFD/CMDI/44/2019 dated March 29, 2019 issued by the Securities and Exchange Board of India under Regulation 33(8) of the Listing Regulations, as amended, to the extent applicable.

### **Other Matter(s)**

(1) The accompanying Statement includes the audited financial statements/financial results/financial information of:

- (a) 1 (one) subsidiary, whose financial statements reflects total assets (before consolidation adjustments) of INR 1,796.97 lakh as at March 31, 2024, total revenue (before consolidation adjustments) of INR 2,120.73 lakh and INR 5,127.45 lakh, total net profit after tax (before consolidation adjustments) of INR 27.07 lakh and total net loss after tax (before consolidation adjustments) of INR 92.64 lakh, total comprehensive profit of INR 27.07 lakh and total comprehensive expense of INR 92.64 lakh for the quarter and year ended on that date, respectively, and net cash inflows of INR 170.11 lakh for the year ended on that date, as considered in the Statement.
- (b) 1 (one) joint venture, whose financial statements include the Group's share of net loss of INR 55.84 lakh and INR 48.53 lakh for the quarter and year ended on that date, respectively, as considered in the Statement.

Our opinion on the Statement in so far as it relates to the amounts and disclosures included in respect of the subsidiary and joint venture is based solely on the reports of one of the joint auditors and the procedure performed by us as stated in paragraph above. Our opinion on the Statement is not modified in respect of this matter.



(2) The Statement includes the results for the quarter ended March 31, 2024 being the balancing figures between the audited figures in respect of full financial year ended March 31, 2024 and the published unaudited year-to-date figures up to the third quarter of the current financial year, which were subjected to a limited review by us, as required under the Listing Regulations. Our opinion on the statement is not modified in respect of this matter.

For M/s. Kantilal Patel & Co.  
**Chartered Accountants**  
Firm Registration Number: 104744W



**Jinal A. Patel**  
Partner  
Membership Number: 153599  
Place: Ahmedabad  
Date: May 24, 2024  
UDIN: 24153599BKDKGS2890



For M/s. Prakash B. Sheth & Co.  
**Chartered Accountants**  
Firm Registration Number: 108069W



**Prakash B. Sheth**  
Proprietor  
Membership Number: 036831  
Place: Ahmedabad  
Date: May 24, 2024  
UDIN: 24036831BKAEBZ9861



(f) Statement of Audited Consolidated Financial Results for the quarter and year ended March 31, 2024

(Rs. in Lakhs)

Sr. No.	Particulars	Quarter ended			Year ended	
		31.03.2024 (Unaudited) (Refer Note 5)	31.12.2023 (Unaudited)	31.03.2023 (Unaudited) (Refer Note 5)	31.03.2024 (Audited)	31.03.2023 (Audited)
<b>1</b>	<b>Income</b>					
	Revenue from Operations	66,775.86	70,475.01	72,958.44	2,50,578.85	1,93,780.60
	Other Income	607.20	643.30	670.35	2,421.67	2,500.09
	<b>Total Income</b>	<b>67,383.06</b>	<b>71,118.31</b>	<b>73,628.79</b>	<b>2,53,000.52</b>	<b>1,96,280.69</b>
<b>2</b>	<b>Expenses</b>					
	Cost of Materials Consumed	22,827.98	25,130.32	22,741.94	95,885.04	60,277.45
	Changes in Inventories of Work-in-Progress	(6,247.92)	(4,349.23)	(134.00)	(16,925.03)	(2,126.15)
	Construction Expenses	39,580.81	38,506.43	38,724.19	1,28,804.77	1,00,932.68
	Employee Benefits Expense	3,354.98	3,375.24	2,569.76	12,505.08	9,345.15
	Finance Costs	1,402.10	1,526.73	918.80	5,082.44	3,195.97
	Depreciation and Amortisation Expense	1,993.68	1,872.60	1,237.59	6,486.80	4,000.52
	Other Expenses	1,994.32	851.82	964.32	4,215.47	2,345.09
	<b>Total Expenses</b>	<b>64,905.95</b>	<b>66,913.91</b>	<b>67,022.60</b>	<b>2,36,054.57</b>	<b>1,77,970.71</b>
<b>3</b>	<b>Profit/(Loss) Before Tax &amp; share of profit / (loss) from Joint Venture (1-2)</b>	<b>2,477.11</b>	<b>4,204.40</b>	<b>6,606.19</b>	<b>16,945.95</b>	<b>18,309.98</b>
<b>4</b>	<b>Tax Expenses</b>					
	Current Tax	1,141.30	1,330.79	1,829.23	5,246.35	4,991.28
	MAT Credit Entitlement	-	-	72.18	-	72.18
	Deferred Tax	(272.24)	(233.05)	(171.41)	(646.20)	(217.60)
	<b>Total Tax Expenses</b>	<b>869.06</b>	<b>1,097.74</b>	<b>1,730.00</b>	<b>4,600.15</b>	<b>4,845.86</b>
<b>5</b>	<b>Profit/(Loss) for the Period Before share of profit/ (loss) from Joint Venture (3-4)</b>	<b>1,608.05</b>	<b>3,106.66</b>	<b>4,876.19</b>	<b>12,345.80</b>	<b>13,464.12</b>
<b>6</b>	<b>Share of profit / (loss) from Joint Venture (Net)</b>	<b>(55.84)</b>	<b>1.66</b>	<b>(276.38)</b>	<b>(48.53)</b>	<b>(270.00)</b>
<b>7</b>	<b>Net profit/(loss) after tax and share in profit/(loss) of Joint ventures (5+6)</b>	<b>1,552.21</b>	<b>3,108.32</b>	<b>4,599.81</b>	<b>12,297.27</b>	<b>13,194.12</b>
<b>8</b>	<b>Other Comprehensive Income / (Loss) (OCI)</b>					
	(i) Items that will not be reclassified to Profit or Loss					
	- Remeasurement (expenses)/income of Defined benefit plans (net of tax)	(16.43)	2.30	2.29	(9.53)	9.20
	<b>Total Other Comprehensive Income / (Loss) for the Period</b>	<b>(16.43)</b>	<b>2.30</b>	<b>2.29</b>	<b>(9.53)</b>	<b>9.20</b>
<b>9</b>	<b>Total Comprehensive Income/(Loss) for the Period (7+8)</b>	<b>1,535.78</b>	<b>3,110.62</b>	<b>4,602.10</b>	<b>12,287.74</b>	<b>13,203.32</b>
	<b>Profit/(Loss) for the year attributable to:</b>					
	- Owners of the company	1,552.21	3,108.32	4,599.81	12,297.27	13,194.12
	- Non-controlling Interest	-	-	-	-	-
	<b>Other comprehensive income/(Loss) for the year attributable to:</b>					
	- Owners of the company	(16.43)	2.30	2.29	(9.53)	9.20
	- Non-controlling Interest	-	-	-	-	-
	<b>Total comprehensive income/(Loss) for the year attributable to:</b>					
	- Owners of the company	1,535.78	3,110.62	4,602.10	12,287.74	13,203.32
	- Non-controlling Interest	-	-	-	-	-
<b>10</b>	<b>Paid-up Equity Share Capital - Face Value Rs 10/- each</b>	<b>3,600.00</b>	<b>3,600.00</b>	<b>3,600.00</b>	<b>3,600.00</b>	<b>3,600.00</b>
<b>11</b>	<b>Other Equity excluding Revaluation Reserves</b>	<b>-</b>	<b>-</b>	<b>-</b>	<b>87,886.99</b>	<b>76,499.25</b>
<b>12</b>	<b>Earnings Per Share of Rs 10/- each (in Rs.)</b>					
	(not annualised for quarters)					
	(Basic)	4.31	8.63	12.78	34.16	36.65
	(Diluted)	4.31	8.63	12.78	34.16	36.65

(see accompanying notes to the Consolidated Financial Results)



SIGNED FOR IDENTIFICATION BY  
*Kantilal Patel* 24/3/24  
KANTILAL PATEL & CO.



## (ii) Audited Consolidated Statement of Assets and Liabilities as at March 31, 2024

(Rs. in Lakhs)

Particulars	As at March 31, 2024 (Audited)	As at March 31, 2023 (Audited)
<b>ASSETS</b>		
(1) <b>Non current Assets</b>		
(a) Property, Plant and Equipment	32,075.21	23,840.57
(b) Capital Work-in-Progress	288.08	1,773.50
(c) Intangible Assets	107.90	118.87
(d) <u>Financial Assets</u>		
(i) Investments	66.68	66.68
(ii) Loans	-	-
(iii) Other Financial Assets	15,549.23	20,505.89
(e) Deferred Tax Asset (Net)	1,938.61	1,292.41
(f) Other Non Current Assets	682.72	724.22
<b>Total Non-Current Assets</b>	<b>50,708.43</b>	<b>48,322.14</b>
(2) <b>Current Assets</b>		
(a) Inventories	31,783.11	15,312.26
(b) <u>Financial Assets</u>		
(i) Trade receivables	34,211.86	43,386.65
(ii) Cash and cash equivalents	11,310.18	9,410.70
(iii) Bank Balances other than (ii) above	11,399.23	14,824.89
(iv) Loans	349.15	335.22
(v) Other Financial Assets	50,834.23	29,661.68
(c) Other Current Assets	12,954.51	14,606.24
(d) Current Tax Assets (Net)	124.00	680.04
<b>Total Current Assets</b>	<b>1,52,966.27</b>	<b>1,28,217.68</b>
<b>Total Assets</b>	<b>2,03,674.70</b>	<b>1,76,539.82</b>
<b>EQUITY AND LIABILITIES</b>		
(1) <b>Equity</b>		
(a) Equity Share Capital	3,600.00	3,600.00
(b) Other Equity	87,886.99	76,499.25
<b>Equity attributable to owners of Holding Company</b>	<b>91,486.99</b>	<b>80,099.25</b>
<b>Non-Controlling Interests</b>	-	-
<b>Total Equity</b>	<b>91,486.99</b>	<b>80,099.25</b>
<b>LIABILITIES</b>		
(2) <b>Non-Current liabilities</b>		
(a) <u>Financial Liabilities</u>		
(i) Borrowings	4,169.92	3,805.81
(b) Provisions	266.43	213.79
<b>Total Non-Current Liabilities</b>	<b>4,436.35</b>	<b>4,019.60</b>
(3) <b>Current Liabilities</b>		
(a) <u>Financial Liabilities</u>		
(i) Borrowings	41,339.09	10,692.32
(ii) Trade Payables		
- Total outstanding dues of micro enterprises and small enterprises	1,808.98	2,358.84
- Total outstanding dues of creditors other than micro enterprises and small enterprises	40,194.20	34,472.72
(iii) Other Financial Liabilities	2,439.07	5,970.18
(b) Other Current Liabilities	21,655.87	38,798.28
(c) Provisions	314.15	128.63
(d) Current Tax Liabilities (Net)	-	-
<b>Total Current Liabilities</b>	<b>1,07,751.36</b>	<b>92,420.97</b>
<b>Total Liabilities</b>	<b>1,12,187.71</b>	<b>96,440.57</b>
<b>Total Equity and Liabilities</b>	<b>2,03,674.70</b>	<b>1,76,539.82</b>



SIGNED FOR IDENTIFICATION BY  
 1286 245/24  
 KANTILAL PATEL & CO.





## (iii) Audited Consolidated Statement of Cash Flows for the year ended March 31, 2024

Particulars	(Rs. in Lakhs)	
	Year ended March 31, 2024 (Audited)	Year ended March 31, 2023 (Audited)
<b>A Cash flow from operating activities:</b>		
Profit before tax	16,897.42	18,039.98
<b>Adjustments for:</b>		
Finance costs	3,188.08	1,577.75
Depreciation and amortisation expense	6,486.80	4,000.52
Expected credit loss allowance	790.19	256.74
Dividend income	(3.16)	(3.16)
Interest Income	(2,339.57)	(2,391.36)
Loss/ (Gain) on sale of Property, Plant and Equipment (Net)	(36.72)	(83.46)
<b>Operating Profit before working capital changes</b>	<b>24,983.04</b>	<b>21,397.01</b>
<b>Movements in working capital:</b>		
(Increase) / Decrease in Inventories	(16,470.85)	(7,127.43)
(Increase)/ Decrease in trade receivable	8,384.60	(12,542.68)
(Increase)/ Decrease in other assets	(23,707.82)	(19,238.81)
Increase / (Decrease) in trade payables	8,579.22	6,714.66
Increase / (Decrease) in other liabilities	(19,704.92)	20,816.92
Increase / (Decrease) in provisions	225.43	183.26
<b>Cash generated from operations:</b>	<b>(17,711.30)</b>	<b>10,202.93</b>
Direct taxes paid (net)	(4,687.11)	(5,675.15)
<b>Net cash generated/(used) from operating activities (A)</b>	<b>(22,398.41)</b>	<b>4,527.78</b>
<b>B Cash flows from investing activities:</b>		
Payment for Property, Plant and Equipment (PPE), Intangible assets and Capital Work-in-Progress	(14,194.32)	(7,974.95)
Proceeds from sale of Property, Plant and Equipment (PPE)	76.83	94.58
(Purchase) / Proceeds of term deposits (Net)	9,149.85	413.92
Dividend received	3.16	3.16
Interest received	2,339.57	2,391.36
<b>Net cash generated/(used) in Investing activities (B)</b>	<b>(2,624.91)</b>	<b>(5,071.93)</b>
<b>C Cash flow from financing activities:</b>		
Proceeds from/ (Repayment) of non-current borrowings	2,504.49	3,663.88
Proceeds from/ (Repayment) of current borrowings	28,506.39	868.56
Dividend paid	(900.00)	(1,800.00)
Interest paid	(3,188.08)	(1,577.75)
<b>Net cash generated/(used) in Financing activities (C)</b>	<b>26,922.80</b>	<b>1,154.69</b>
<b>NET INCREASE/(DECREASE) IN CASH AND CASH EQUIVALENTS [(A)+ (B) + (C)]</b>	<b>1,899.48</b>	<b>610.54</b>
Add: Cash and cash equivalents as at beginning of the year	9,410.70	8,800.16
<b>Cash and Cash Equivalents as at the end of the year</b>	<b>11,310.18</b>	<b>9,410.70</b>

Note: The above Cash Flow Statement has been prepared under the 'indirect method' as set out in the Ind AS-7 Statement of Cash Flow.



SIGNED FOR IDENTIFICATION BY  
 10/16 24 5/24  
 KANTILAL PATE L & CO.



PSP Projects Limited

Registered Office: PSP House, Opp. Celesta Courtyard, Iscon-Ambli Road, Ahmedabad - 380 058

CIN :L45201GJ2008PLC054868 Website: www.pspprojects.com

(iv) Notes to Consolidated Financial Results

Sr. No.	Note
1	<p>The above consolidated financial results of the Holding Company have been reviewed by the Audit Committee and approved by the Board of Directors of the Holding Company in their respective meetings held on May 24, 2024.</p> <p>The consolidated financial results are prepared in accordance with the Indian Accounting Standards ("Ind AS"), as applicable and guidelines issued by the Securities and Exchange Board of India ("SEBI"). The Ind AS are prescribed under section 133 of the Act read with Rule 3 of the Companies (Indian Accounting Standards) Rules, 2015, and the Companies (Indian Accounting Standards) (Amendment) Rules, 2016. The said financial results represent the results of PSP Projects Limited ("the Holding Company"), its subsidiaries (together referred to as "the Group" and its share in results of joint ventures which have been prepared in accordance with Ind-AS 110 – "Consolidated Financial Statement" and Ind AS 28 – "Investment in Associates and Joint Ventures").</p>
2	<p>The Group is primarily engaged in one business segment viz. construction/project activities, as determined by the chief decision maker in accordance with Ind AS 108, Operating Segments. Further, the operations of the Group is predominately domiciled in India and therefore there are no reportable geographical segment.</p>
3	<p>The Code on Social Security, 2020 ('Code') has been notified in the Official Gazette of India on September 29, 2020, which could impact the contributions of the Group towards certain employment benefits. The effective date from which changes are applicable is yet to be notified and the rules are yet to be framed. Impact, if any, of the change will be assessed and accounted in the period of notification of the relevant provisions.</p>
4	<p>As on March 31, 2024, the Holding Company has outstanding assets valued at approximately Rs 141 Crores, from contractual transactions with SDB Diamond Bourse (the "Party"). This includes trade receivables of Rs 46 crores, Unbilled Revenue of Rs 53 crores, and retention of Rs 42 crores.</p> <p>As on May 15, 2024, an out-of-court settlement has been reached between Holding Company and Party. The Company is optimistic about recovering the aforementioned amounts from the Party.</p>
5	<p>The figures for the current quarter ended March 31, 2024 and quarter ended March 31, 2023 are the balancing figures between the audited figures in respect of the full financial year ended March 31, 2024 and March 31, 2023, respectively and published year to date figures up to third quarter ended December 31, 2023 and December 31, 2022, respectively which were subjected to limited review.</p>
6	<p><u>Events after reporting period:</u></p> <p>The Holding Company has Issued 36,41,791 Equity shares of face value Rs. 10 each at an issue price of Rs. 670.00 Per equity share pursuant to Qualified Institutions Placement (QIP) under the provisions of Chapter VI of the Securities and Exchange Board of India (Issue or Capital and Disclosure Requirements) Regulations, 2018, as amended (the "SEBI ICDR Regulations"), and section 42 and 62 of the Companies Act, 2013, read with rules made thereunder, each as amended. The promoter's shareholding has decreased from 66.22% to 60.14% pursuant to the QIP issue.</p>



SIGNED FOR IDENTIFICATION BY  
Kantilal Patel 24/5/24  
KANTILAL PATEL & CO.




**PSP Projects Limited**

Registered Office : PSP House, Opp. Celesta Courtyard, Iscon-Ambli Road, Ahmedabad - 380 058

CIN :L45201GJ2008PLC054868 Website: www.pspprojects.com

Sr. No.	Note																																															
7	<p>The standalone financial results of the Holding Company for the quarter and year ended March 31, 2024 are available on the Company's website (URL: www.pspprojects.com)</p> <p>Key Standalone financials information is given below:</p> <p align="right">Rs. In Lakhs</p> <table border="1"> <thead> <tr> <th rowspan="2">Particulars</th> <th colspan="3">Quarter ended</th> <th colspan="2">Year ended</th> </tr> <tr> <th>31.03.2024 (Unaudited) Refer Note 5</th> <th>31.12.2023 (Unaudited)</th> <th>31.03.2023 (Unaudited) Refer Note 5</th> <th>31.03.2024 (Audited)</th> <th>31.03.2023 (Audited)</th> </tr> </thead> <tbody> <tr> <td>Total Income</td> <td align="right">65,515.70</td> <td align="right">70,316.12</td> <td align="right">73,407.48</td> <td align="right">2,48,676.28</td> <td align="right">1,95,374.47</td> </tr> <tr> <td>Profit Before Tax and Exceptional Item</td> <td align="right">2,385.08</td> <td align="right">4,397.86</td> <td align="right">6,275.12</td> <td align="right">17,021.20</td> <td align="right">18,014.31</td> </tr> <tr> <td>Profit Before Tax and after Exceptional Item</td> <td align="right">2,385.08</td> <td align="right">4,397.86</td> <td align="right">6,275.12</td> <td align="right">17,021.20</td> <td align="right">18,014.31</td> </tr> <tr> <td>Net Profit</td> <td align="right">1,525.14</td> <td align="right">3,251.85</td> <td align="right">4,631.06</td> <td align="right">12,389.91</td> <td align="right">13,301.82</td> </tr> <tr> <td>Other Comprehensive Income/(Loss)</td> <td align="right">(16.43)</td> <td align="right">2.30</td> <td align="right">2.29</td> <td align="right">(9.53)</td> <td align="right">9.20</td> </tr> <tr> <td>Total Comprehensive Income</td> <td align="right">1,508.71</td> <td align="right">3,254.15</td> <td align="right">4,633.35</td> <td align="right">12,380.38</td> <td align="right">13,311.02</td> </tr> </tbody> </table>	Particulars	Quarter ended			Year ended		31.03.2024 (Unaudited) Refer Note 5	31.12.2023 (Unaudited)	31.03.2023 (Unaudited) Refer Note 5	31.03.2024 (Audited)	31.03.2023 (Audited)	Total Income	65,515.70	70,316.12	73,407.48	2,48,676.28	1,95,374.47	Profit Before Tax and Exceptional Item	2,385.08	4,397.86	6,275.12	17,021.20	18,014.31	Profit Before Tax and after Exceptional Item	2,385.08	4,397.86	6,275.12	17,021.20	18,014.31	Net Profit	1,525.14	3,251.85	4,631.06	12,389.91	13,301.82	Other Comprehensive Income/(Loss)	(16.43)	2.30	2.29	(9.53)	9.20	Total Comprehensive Income	1,508.71	3,254.15	4,633.35	12,380.38	13,311.02
Particulars	Quarter ended			Year ended																																												
	31.03.2024 (Unaudited) Refer Note 5	31.12.2023 (Unaudited)	31.03.2023 (Unaudited) Refer Note 5	31.03.2024 (Audited)	31.03.2023 (Audited)																																											
Total Income	65,515.70	70,316.12	73,407.48	2,48,676.28	1,95,374.47																																											
Profit Before Tax and Exceptional Item	2,385.08	4,397.86	6,275.12	17,021.20	18,014.31																																											
Profit Before Tax and after Exceptional Item	2,385.08	4,397.86	6,275.12	17,021.20	18,014.31																																											
Net Profit	1,525.14	3,251.85	4,631.06	12,389.91	13,301.82																																											
Other Comprehensive Income/(Loss)	(16.43)	2.30	2.29	(9.53)	9.20																																											
Total Comprehensive Income	1,508.71	3,254.15	4,633.35	12,380.38	13,311.02																																											

For and on behalf of the Board



(Praladbhai S. Patel)

Chairman, Managing Director & CEO

DIN : 00037633

Ahmedabad, May 24, 2024

